


PLBCD/HSBCD/BCD CELLULAR ACOUSTICAL DECK GRADE 50 STEEL

LRFD


B CELLULAR ACOUSTICAL ROOF DECK

- PLBCD-36 AC Deck used with PunchLok® II System
- HSBCD-36 AC Deck used with TSWs or BPs

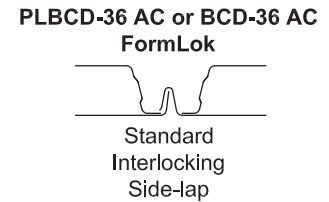
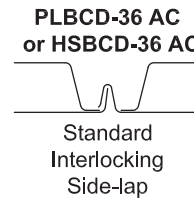
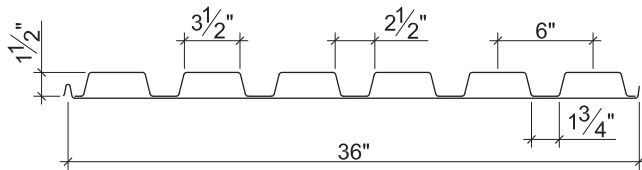


B CELLULAR ACOUSTICAL FORMLOK® COMPOSITE DECK

- PLBCD-36 AC FormLok Deck used with PunchLok® II System
- BCD-36 AC FormLok Deck used with TSWs or BPs



Nominal Dimensions



Section Properties

Deck Gage	Deck Weight w_{dd} (psf)	Base Metal Thickness t (in.)	Yield Strength F_y (ksi)	Effective Moment of Inertia at Service Load $I_d = (2I_e + I_g)/3$		Effective Section Modulus at $F_y = 50$ ksi		Vertical Web Shear ϕV_n (lb/ft)	Vertical Shear ϕV_n	
				I_{d+} (in ⁴ /ft)	I_{d-} (in ⁴ /ft)	S_{e+} (in ³ /ft)	S_{e-} (in ³ /ft)		End	Interior
20/20	3.6	0.0359/0.0359	50	0.405	0.365	0.277	0.382	4894	533	920
20/18	4.1	0.0359/0.0478	50	0.442	0.422	0.285	0.428	4894	497	699
18/20	4.1	0.0478/0.0359	50	0.520	0.450	0.414	0.453	6481	581	1076
18/18	4.6	0.0478/0.0478	50	0.570	0.511	0.425	0.552	6481	811	1231
18/16	5.1	0.0478/0.0598	50	0.614	0.578	0.434	0.575	6481	766	998
16/18	5.3	0.0598/0.0478	50	0.684	0.598	0.583	0.629	8059	865	1372
16/16	5.8	0.0598/0.0598	50	0.737	0.670	0.595	0.700	8059	1125	1539

Design Reactions at Supports Based on Web Crippling, ϕR_n (lb/ft)

Deck Gage	Bearing Length of Webs											
	One-Flange Loading						Two-Flange Loading					
	End Bearing				Interior Bearing		End Bearing				Interior Bearing	
	1 1/2"	2"	3"	4"	3"	4"	1 1/2"	2"	3"	4"	3"	4"
20/XX	1817	1991	2282	2461	3256	3479	2014	2162	2410	2562	4081	4383
18/XX	3062	3338	3801	4080	5524	5874	3653	3902	4318	4569	7010	7493
16/XX	4599	4994	5658	6049	8336	8828	5775	6144	6761	7125	10656	11345

Standard Features

- ASTM A653 SS GR50 Min., with G60
- Standard lengths – 7'-6" to 30'-0"
- IAPMO UES ER-2018, UL, and FM Listed
- Tables conform to ANSI/SDI RD-2017 and C-2017

Optional Features

- Inquire regarding cost and lead times for:
 - Sheet Lengths > 30'-0"
 - Alternative metallic finishes

NOTICE: Design defects that could cause injury or death may result from relying on the information in this document without independent verification by a qualified professional. The information in this document is provided "AS IS". Nucor Corporation and its affiliates expressly disclaim: (i) any and all representations, warranties and conditions and (ii) all liability arising out of or related to this document and the information in it.